

Model Two

Distribution Signal Level Meter  

- 5 to 870 MHz Standard Frequency Coverage
- Full Scan, Single Channel, and Spectrum Modes
- Data Logging
- Large, High-Resolution Display
- Rugged, Simple to Use, and Cost Effective



Overview

The Model Two™ signal level meter is designed to provide optimal features at a reduced cost. Amplitude measurements are fast and efficient. Carrier amplitudes are displayed individually, as a group (up to 12 “favorites”), or as a full-span display. This meter also features a single-channel spectrum mode which displays the presence of interfering beats in addition to the carrier amplitudes. The meter lets you take the direct power measurement of QAM signals, data logging, and also includes a voltmeter function.

Five user-defined channel plans may be stored. The Model Two can perform a complete test of all channels in the selected user channel plan, to specified limits at the press of a single key. It can also be set to automatically perform level, spectrum, tilt (favorite), and limit tests at programmed intervals, unattended.

The Model Two can save files for level, tilt, spectrum, scan, limit test, and auto-test measurements. These files can be recalled to view the recorded data. Scan, spectrum, and limit files can be viewed graphically. Files may be uploaded to a PC through the optional ToolBox™ software for analysis and printing.

The Model Two is the ideal signal level meter for HFC installations. It is durable, has many features, and is simple to use in a wide range of conditions. Its tough, plastic shell and protective jacket make the Model Two highly resistant to damage from shock and impact. When not in use, the meter and its accessories are contained in a carrying case.

The Model Two is rugged and convenient to use. It weighs only 1.45 pounds and can be carried and operated with one hand. All measurement functions are accessible via a single keystroke, and, with the fast setup function, settings for each measurement mode can be accessed at the press of a single key, without going through nested menus. Other functions are simplified through the combination of dedicated function keys and “soft keys.”



XFTP by TRILITHIC
9710 Park Davis Drive
Indianapolis, IN 46235

P: 800-344-2412
317-895-3600
F: 317-895-3613
E: xftp@trilithic.com

www.fieldtechproducts.com

Model Two Distribution Signal Level Meter

Building on the success of the Model One™, the Model Two distribution signal level meter introduces many new features and enhancements. These include expanded FCC level testing, one-button programmable test sequences, a 50% increase in battery life (with fast charging), enlarged LCD screen, and many others.

Performance Enhancements

MORE LEARNED CHANNEL PLANS

The Model Two can retain up to five user-defined channel plans. This is a convenience for contractors who work in several systems with differing channel lineups. Plans can be automatically learned (from eight base plans) at a cable drop, or downloaded from PC files using the optional ToolBox software. The operator can select key channels in each user plan to be included in a tilt/favorite channel plan. A separate tilt/user plan can be configured for each user plan.

AUTOMATED FCC PROOF OF PERFORMANCE TEST, WITH DATA EVALUATION

At the press of a key, the Model Two performs all FCC Part 76 level-related tests including:

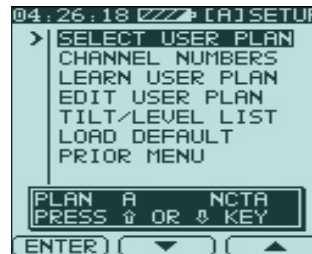
- Visual carrier levels
- Relative visual/aural carrier levels
- Difference between maximum and minimum visual carrier levels

DIFFERENCE BETWEEN ADJACENT VIDEO CARRIER LEVELS

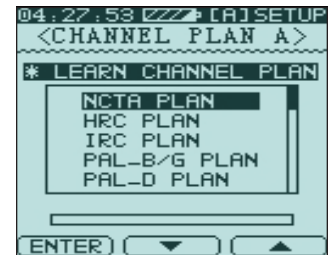
Measurements can be executed immediately or programmed to occur at timed intervals, unattended, as an FCC 24-hour variation test. The Model Two can be programmed to score test results against FCC limits, or limits set by the user.

EXPANDED, FLEXIBLE DATA STORAGE


Level, tilt, spectrum, scan, and limit test measurement files may be saved. Auto-test files are saved automatically. Any combination of up to 35 level, tilt, spectrum, or scans, or up to 25 limit test measurement files may be saved on the Model Two. These can be uploaded to a PC and saved using the optional ToolBox software.



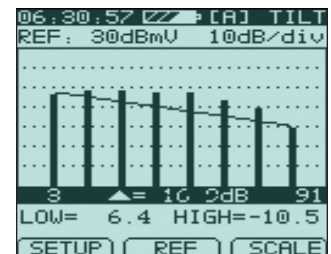
Learn and edit up to 5 channel plans.



Choose from 8 base channel plans.



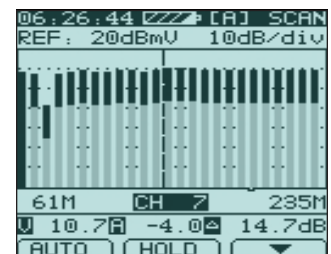
Display favorite channels and tilt in tabular form.



Display favorite channels and tilt as a graph.



Single channel display, with Δ V/A.



Scan all channels and zoom-in 5 levels of magnification.



XFTP by TRILITHIC
 9710 Park Davis Drive
 Indianapolis, IN 46235

P: 800-344-2412
 317-895-3600
 F: 317-895-3613
 E: xftp@trilithic.com

www.fieldtechproducts.com

15:56:51 [A] SAVE

NAME	DATE	TIME
LEV-1	12/07/02	00:41
TILT1	12/07/02	00:42
SPEC1	12/07/02	00:42
SCAN1	12/07/02	00:43
LIM-1	12/07/02	00:43
ALL-1	12/07/02	00:45
TEST1A	12/07/02	00:50
TEST1B	12/07/02	01:49

NEW DEL LOAD

Log amplitude data to files, user-selectable. Upload to PC using ToolBox software.

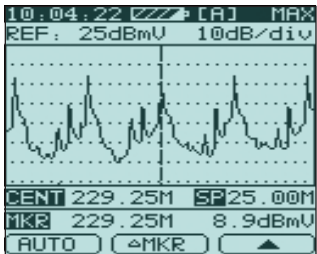
08:09:03 [A] AUTO

<AUTO TEST>

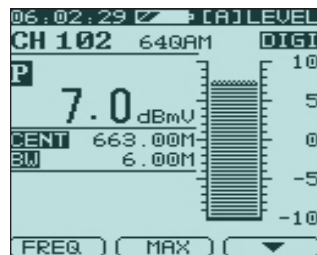
NAME	DATE	TIME
TEST1	12/07/02	00:48
TEST2	12/07/02	07:52

START DEL INFO

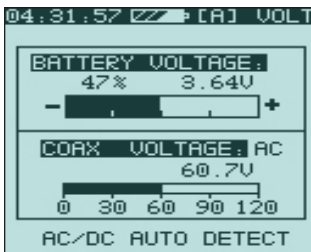
Up to 7 user programs can be stored for recall when needed.



Display RF spectra with spans of 2.5 to 62.5 MHz or full span.



QAM power available in numeric (shown) or graphic displays.



Measure up to 120 Volts, AC/DC.

04:07:41 [A] SETUP

> INFORMATION

GENERAL

MEASUREMENT

CHANNEL PLAN

ENTER

Simple, intuitive set-up screens.

USER-DEFINED TESTING PROGRAMS

A great convenience for the operator, the Model Two's program capability allows groups of tests to be assembled into automatic procedures that can be executed with a single keystroke. Several programs can be stored in the Model Two and called up when needed. These may include level, tilt, spectrum, and limit tests. Limit test data may be automatically scored against specified limits and assembled into reports.

EXTENDED BATTERY LIFE, FAST CHARGING

The Model Two's battery provides six hours or more of continuous use between charges. One hour of fast charging from AC or vehicle power provides nearly three hours of extended operation.

LARGER LCD DISPLAY

The Model Two display has been enlarged and new screen graphics enhance readability and simplify operation.

WIDER CHANNEL SCANS

The Model Two can display up to 126 channels in a single view. A total of 150 channels can be displayed in two overlapping views. The settings for the currently-active measurement mode can be accessed at the press of a single key, without going through nested menus. This allows the operator to quickly make changes in the settings and return to measurement mode with no wasted time.

NEW LEVEL MEASUREMENT FEATURES

As an aid to troubleshooting, the operator can now choose LIVE, MAX, or Δ P-P (variation) signal level displays. LEVEL mode now measures both aural carriers on channels equipped for dual audio programming.

NEW SPECTRUM MEASUREMENT FEATURES

A Δ MARKER function is now included in spectrum and single-channel spectrum modes. MAX HOLD captures transient events.

Specifications

Frequency	Range: 5 to 870 MHz Accuracy: ± 50 ppm @ 20° C $\pm 5^\circ$ (68° F $\pm 9^\circ$) Resolution: 10 kHz	Limit Test Parameters	Any of the following may be enabled: Min video: 40 to 119 dB μ V (-20 to +59 dBmV) Max video: 41 to 120 dB μ V (-19 to +60 dBmV) Max Δ video: 2 to 30 dB Min Δ V/A: 0 to 15 dB Max Δ V/A: 5 to 30 dB Max Δ ADJ: 0 to 20 dB 24 hour video dev.: 0 to 20 dB
Channel Type	Analog TV: TV Digital TV: QAM, QPSK FM channel: single frequency Dual audio channels	Auto-Test	Number of programs: 7 (max) Tests: level, tilt, spectrum, limit, and 24-hour video deviation (any or all tests may be used in an auto-test program) Time intervals: 1 to 23 hours Test times: 1 to 10 times
Level Measurement	Range: 30 to 120 dB μ V, -30 to +60 dBmV Accuracy: >35 dB μ V or -25 dBmV ± 1.5 dB, 10 to 30° C (50° to 86° F) (LEVEL) ± 3 dB, -10 to +40° C (14° to 104° F) (LEVEL) ± 2 dB, 10 to 30° C (50° to 86° F) (SCAN) Resolution: 0.1 dB Input impedance: 75 Ω (unbalanced, BNC or F-type connector)	Trunk Voltage Measurement	Input range: 1.2 to 100 VAC, 1.0 to 100 VDC Accuracy: ± 1.0 V Resolution: 0.1 V
Channel Scan	Number of channels: 150 (max) Scanning speed: 2.75 channels per second Scale: 1, 2, 5, 10 dB/div Zoom: 1x, 2x, 3x, 4x, 5x; five levels of magnification or full channel plan scan	Power	3.6 V, 3.5Ah NiMH battery AC charger: 100 to 240 VAC, 50/60 Hz, 1.8 A 7 VDC (max) Provides 6 to 8 hours of continuous operation Charge time: Less than 3 hours
Frequency Spectrum	Bandwidth: 2.5 MHz, 6.25 MHz, 12.5 MHz, 25 MHz, 62.5 MHz, and full span Scale: 1, 2, 5, 10 dB/div	Display	128 x 128 backlit LCD
Digital Channel Power (Average)	Bandwidth: 0.28 - 9.99 MHz Center frequency: 5 MHz (plus $\frac{1}{2}$ channel bandwidth) to 870 MHz (minus $\frac{1}{2}$ channel bandwidth) Digital modulation: QAM, QPSK	Audio	Built-in speaker
Tilt Measurements	Number of channels: 4 to 12 Resolution: 0.1 dB	Communication Port	RS-232C
		Storage	32 Kb of memory. Up to 35 complete scan files (150 channels max) or 25 complete limit test files (150 channels max); less if other files (level, tilt, spectrum) are saved.
		Weight	1.45 lbs (658 g)
		Dimensions (H x W x D)	8.58" x 3.74" x 1.93" (218mm x 95mm x 49mm) (dimensions do not include belt clip)

ACCESSORIES:

CL-6 vehicle power adapter P/N 2071483000	CC-17 protective sleeve P/N 2130856000
CC-18 holster with belt loop P/N 2130854000	I/O-11 PC data cable P/N 2071351000
I/O-15 precision RF coaxial test cable P/N 2071527048	ToolBox software (includes I/O-11 PC data cable) P/N 0930089000

INCLUDES THE FOLLOWING:

Protective rubber bumper	AC battery charger
Carrying case	User's manual
Shoulder strap	